



Intumescent Letterboxes

30 and 60 minute fire rated

Fire Essentials Door Packs

High East Street
Dorchester
Dorset
DT1 1HR

Tel: **01305 457703**

Email: info@fireessentials.co.uk

Web: www.fireessentials.co.uk

Defender Range - 30 minute fire rated



Description

A stylish ABS framed, telescopic letterbox, with metal flaps and fitted with a high performance intumescent liner.

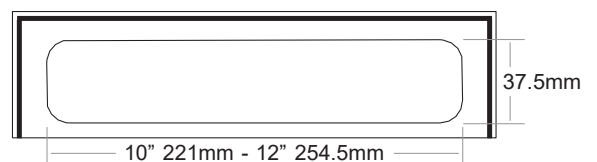
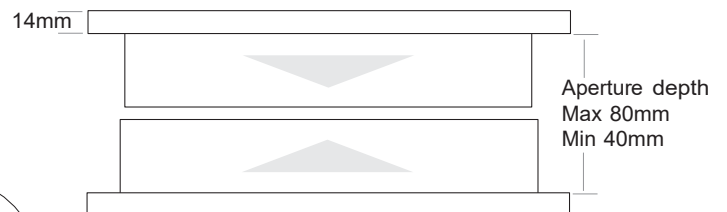
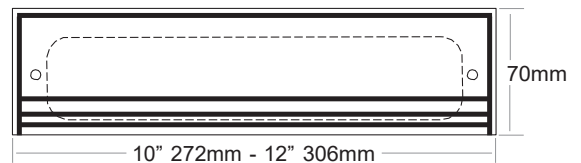
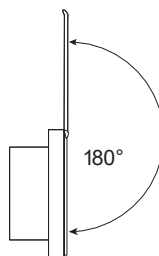
In the event of fire the intumescent liner expands rapidly and seals of the letterbox opening, preventing the spread of fire and smoke whilst maintaining the integrity of the fire door assembly.

Features & Benefits

- Letterbox flaps open to 180°
- Smoke tested
- Acoustic tested achieving 32dB Rw
- Security tested to PAS 23/24
- Adjustable telescopic sleeve set to suit

40mm - 80mm door thickness

- Fitted with brush pile draught excluders
- Integral sound dampening bumpers
- Wide range of letter flap finishes
- Ergonomic curved edge design
- Fully sealed backplate



Key: symbols for product feature qualities



Defender Range - 30 minute fire rated



10" Intumescent Letterboxes

- 303 Satin Anodised Aluminium (SAA) — Black frame
- 317 Satin Anodised Aluminium (SAA) — Silver frame
- 1505 Polished Silver (contract chrome effect) — Black frame
- 1506 Polished Gold (contract brass effect) — Black frame
- 301 Chrome - Black frame
- 314 Stainless Steel - Black frame
- 300 Polished Brass - Black frame



12" Intumescent Letterboxes

- 307 Satin Anodised Aluminium (SAA) — Black frame
- 315 Satin Anodised Aluminium (SAA) — Silver frame
- 1501 Polished Silver (contract chrome effect) — Black frame
- 306 Polished Gold (contract brass effect) — Black frame
- 305 Chrome - Black frame
- 313 Stainless Steel - Black frame
- 304 - Polished Brass - Black frame



Testing

Fire Tested
Tested to BS 476 part 22: 1987 and BS EN 1634-1, 30 minute rated

Smoke Tested
Tested to BS 476 Part 31/1:1983

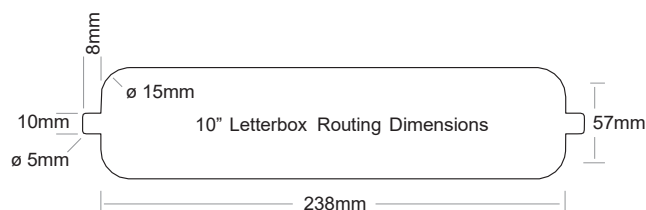
Acoustic Tested
Tested to BS EN ISO 140-3:1995 Achieving 32dB Rw

Security Tested
Tested to BS EN 13724 Clause 6.6.5
(Compliant within Scope of PAS 23/24)

Installation

1. Measure the external dimensions of the central telescopic section (including the fitted intumescent liner) to ascertain the aperture cut-out.
2. Carefully cut an aperture in the fire door leaf up to 1050mm from the bottom of the door. Please ensure that the aperture is a tight fit to allow the fixing of wood screws into the corner of the face plates.
3. The face plate fitted with the integral draught excluders should be located to the internal face of the door.
4. Locate the letter box into the cut aperture and secure using 4no. steel wood screws into each face plate.
5. To maintain the fire proof integrity of the fire door ensure any gaps between the letter box and the door aperture are sealed using our intumescent sealant.

Routing Dimensions



For more information about this, or any of our products, call us on 01305 457 703 or via the website

Defender Range - 30 minute fire rated



10" Defender Intumescent Letterboxes

Code	Description	Finish	Pack Outers
303	Letterbox	SAA - Black frame	-
317	Letterbox	SAA - Silver frame	-
1505	Letterbox	Polished Silver (Contract Chrome) - Black frame	-
1506	Letterbox	Polished Gold (Contract Brass) - Black frame	-
301	Letterbox	Chrome - Black frame	-
314	Letterbox	Stainless Steel - Black frame	-
300	Letterbox	Brass - Black frame	-

12" Defender Intumescent Letterboxes

Code	Description	Finish	Pack Outers
307	Letterbox	SAA - Black frame	-
315	Letterbox	SAA - Silver frame	-
1501	Letterbox	Polished Silver (Contract Chrome) - Black frame	-
306	Letterbox	Polished Gold (Contract Brass) - Black frame	-
305	Letterbox	Chrome - Black frame	-
313	Letterbox	Stainless Steel - Black frame	-
304	Letterbox	Brass - Black frame	-